


By the numbers: Operation Homefront's impact in 2014

EMERGENCY AID



33% food, 23% utilities, 15% rent were the most common forms of assistance

more than **\$4.8M** in assistance grants

13% increase in emergency grants made in 2014

FAMILY SUPPORT

more than **\$5M** in school supplies for military children in 2014

26,583 military children reached with holiday toys in 2014

13,641 military families fed through holiday programs in 2014

311 military families reunited during holidays and throughout 2014



HOUSING

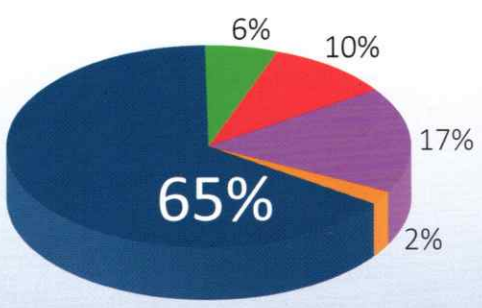
\$39M in mortgage costs avoided over an average 30-year loan

138 families placed in mortgage-free homes in 2014

91 wounded warrior families placed in rent-free transitional housing in 2014

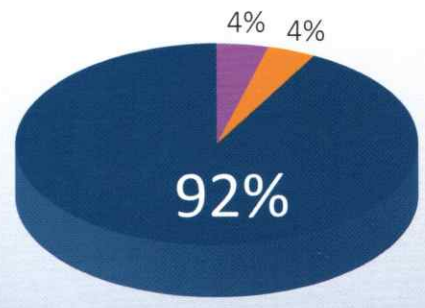
Sources of Financial Support

- In-Kind Noncash Contributions
- Individual Giving
- Corporations
- Foundations
- Other Revenue



Expenses

- Program Services
- Fundraising
- Management and General



CONTACT OPERATION HOMEFRONT

1355 CENTRAL PARKWAY SOUTH, SUITE 100, SAN ANTONIO, TEXAS 78232

1.800.722.6098

A nonprofit 501(c)(3) Organization • Tax ID #32-0033325

OperationHomefront.net

Facebook.com/OperationHomefront

@Op_Homefront

OperationHomefront.wordpress.com

@operationhomefront

