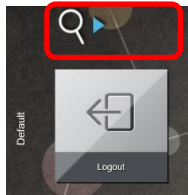
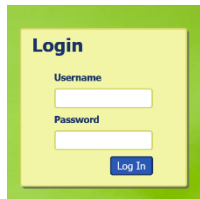




How to Access Accounts Using Destiny

Destiny is where students manage their fines, textbooks, library resources, and check out eBooks.

1. Login to "My Portal".
2. Use the magnifying glass to search for **DESTINY**.



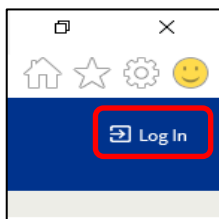
3. Click or tap on the **DESTINY** Tile.



4. Under High Schools, click or tap on Lake Minneola High School.



5. In the upper-right corner, click or tap on Login.



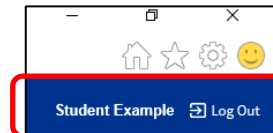
6. Enter your DESTINY username and password.*

Username: **10 digit** student number
 Password: **10 digit** student number

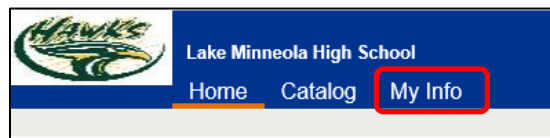
User Name:

Password:

7. Your name will now be displayed in the upper-right corner.



8. To view account information, click or tap on the MY INFO tab at the top of the page.




9. Review the itemized list of your account.

- Library Materials
- Textbooks
- Fines

Items Out				
Library Materials				
Due Date	Title	Call Number	Price	Checked Out
12/29/2016	A Bad Day for Monday (Copy: Follett eBook)			12/14/2016
1/4/2017	Gemini (Copy: 1 00044)	F K9U	\$17.30	12/14/2016
Textbooks				
Due Date	Title		Price	Checked Out
5/25/2017	FL MAGRIDERS AM GOV PH (Copy: 3000001346790)		\$83.47	12/14/2016
Fines				
Amount	Amount			
\$5.00	*LMH ID Replacement			
\$0.40	*LMH Printing and Posterboard			
\$216.00	LMH HP Stream Lease			

10. Pay online at LMHS's website.

- Find the icon below
- Click and follow the instructions



**If your Destiny Username and Password do not work, then stop by the Media Center to have your account reset.*